



**CESA 10**  
**MSDSonline Reference Guide**  
**For Read Only Users**

Created: 9-17-13  
Revised 12-11-23

To log on, go to this address <https://chemmanagement.ehs.com/9/d4f45d74-43a3-4aa7-8712-18efa8f2045d>

Chemical Management

### Login

Username (Required)

Password (Required)  
  
This field is required.

Remember Username

**Log In**

[Forgot Username or Password?](#)

By logging in you accept the Terms and Conditions.

velocityEHS

1. You will enter your client's username and password.

Username: **Granton**

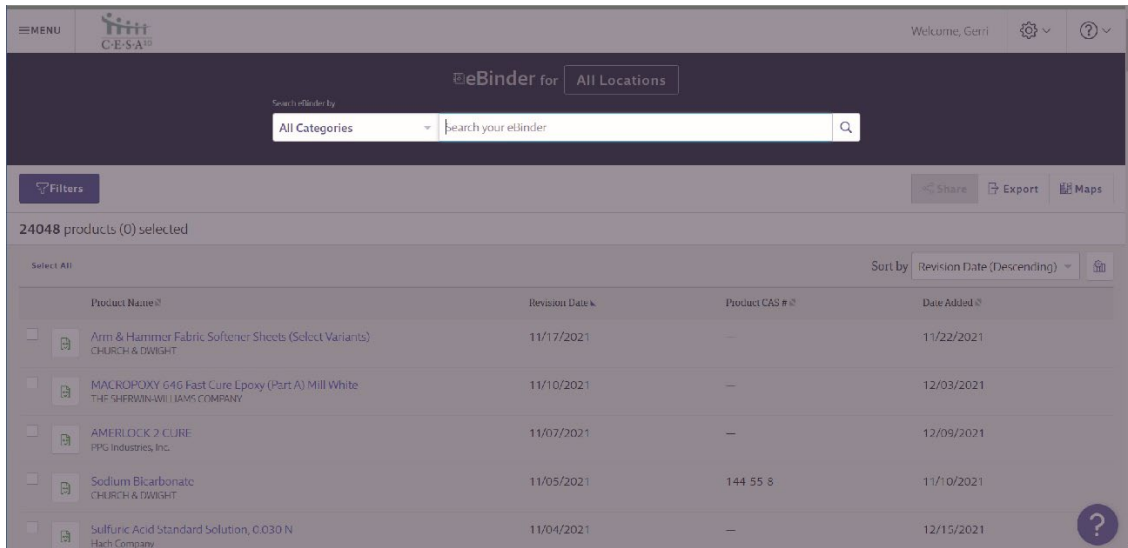
Password: **Bulldogs#1**

2. Once you've logged in, the screen should look like this. To search for a SDS click on the "Search your eBinder" bar. It is already set to search all categories.

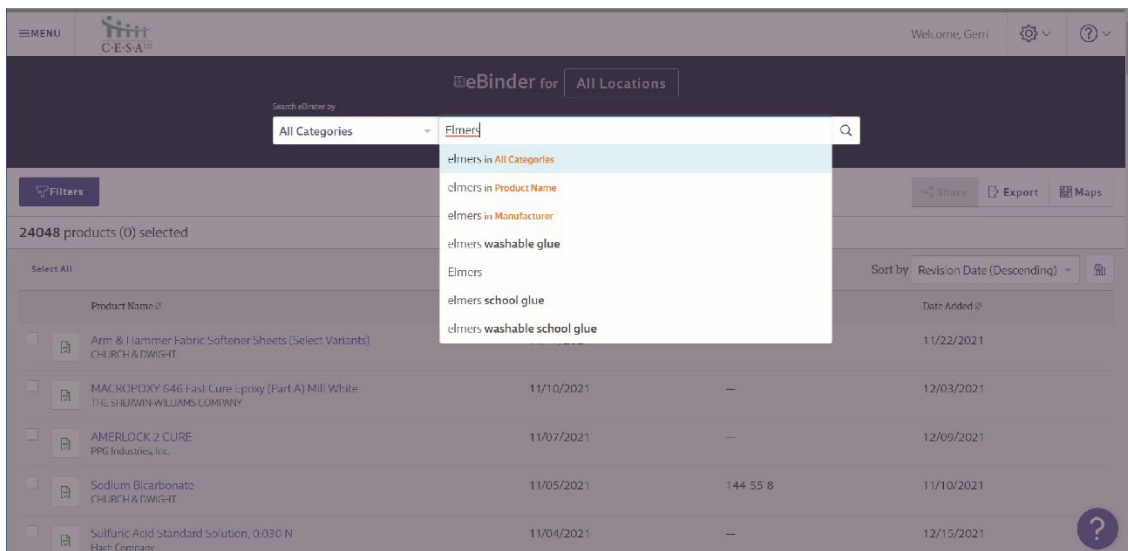
The screenshot shows the eBinder interface. At the top, there is a navigation bar with a menu icon, the C-E-S-A logo, and a user greeting "Welcome, Gerri". Below this is a search bar labeled "Search eBinder by" with a dropdown menu set to "All Categories" and a search input field containing "Search your eBinder". To the right of the search bar are buttons for "Share", "Export", and "Maps". Below the search bar, it indicates "24048 products (0) selected". A "Filters" button is on the left, and a "Sort by" dropdown is set to "Revision Date (Descending)". The main content area is a table with the following columns: Product Name, Revision Date, Product CAS #, and Date Added. The table lists five products:

Product Name	Revision Date	Product CAS #	Date Added
<input type="checkbox"/> Arm & Hammer Fabric Softener Sheets (Select Variants) CHURCH & DWIGHT	11/17/2021	—	11/22/2021
<input type="checkbox"/> MACROPOXY 646 Fast Cure Epoxy (Part A) Mill White THE SHERWIN WILLIAMS COMPANY	11/10/2021	—	12/03/2021
<input type="checkbox"/> AMERLOCK 2 CURE PPG Industries, Inc.	11/07/2021	—	12/09/2021
<input type="checkbox"/> Sodium Bicarbonate CHURCH & DWIGHT	11/05/2021	144-55-8	11/10/2021
<input type="checkbox"/> Sulfuric Acid Standard Solution, 0.030 N Hach Company	11/04/2021	—	12/15/2021

6. Type the chemical or product name you would like to search for in the Search field. Click the Search button.



7. As you begin typing, the search bar will begin to suggest possible matches to your search. This function is similar to that of any search engine.

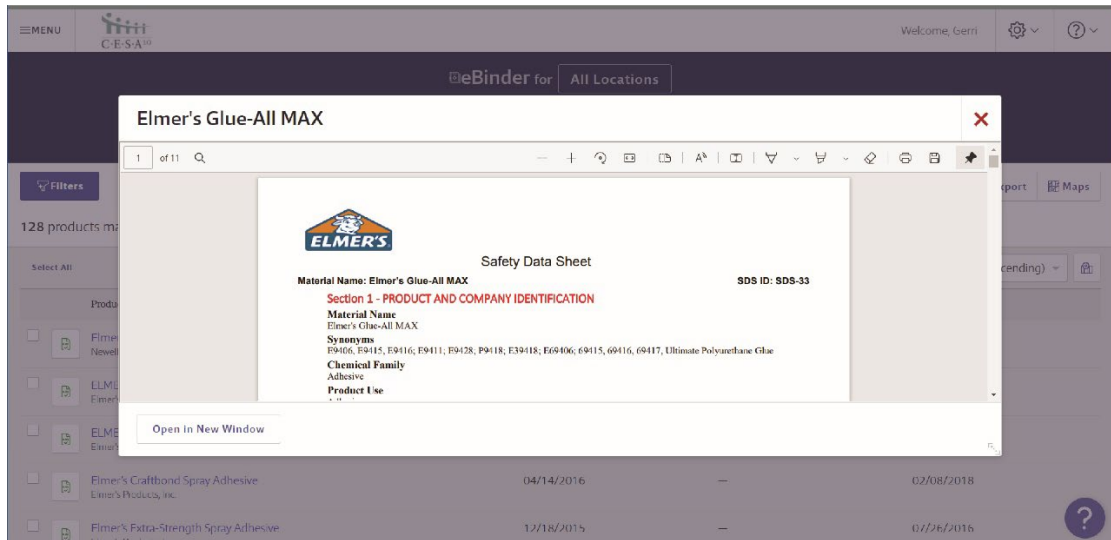


The screenshot shows the 'eBinder for All Locations' interface. At the top, there is a search bar with 'All Categories' selected and 'elmers' entered. Below the search bar, there are buttons for 'Filters', 'Share', 'Export', and 'Maps'. The main content area displays '128 products match (0) selected' and a table of search results. The table has columns for 'Product Name', 'Revision Date', 'Product CAS #', and 'Date Added'. The first row is highlighted, showing 'Elmer's Glue-All MAX' with a revision date of 03/22/2020 and a date added of 01/26/2021. A PDF icon is visible next to the product name in this row.

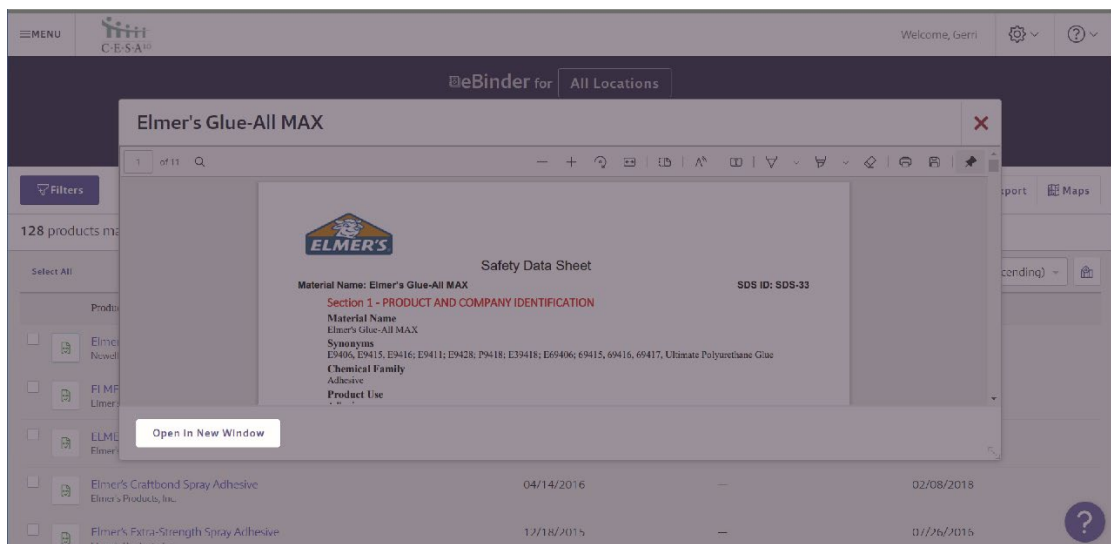
Product Name	Revision Date	Product CAS #	Date Added
Elmer's Glue-All MAX Newell Office Brands, Inc.	03/22/2020	—	01/26/2021
ELMERS NO-WRINKLE RUBBER CEMENT Elmer's Products, Inc.	10/21/2016	—	02/07/2017
ELMERS GLUE-ALL Elmer's Products, Inc.	06/02/2016	—	06/13/2016
Elmer's Craftbond Spray Adhesive Elmer's Products, Inc.	04/14/2016	—	02/08/2018
Elmer's Extra-Strength Spray Adhesive Elmer's Products, Inc.	12/18/2015	—	07/26/2016

8. When you would like to view the full SDS of the product you have selected, click on the PDF icon.

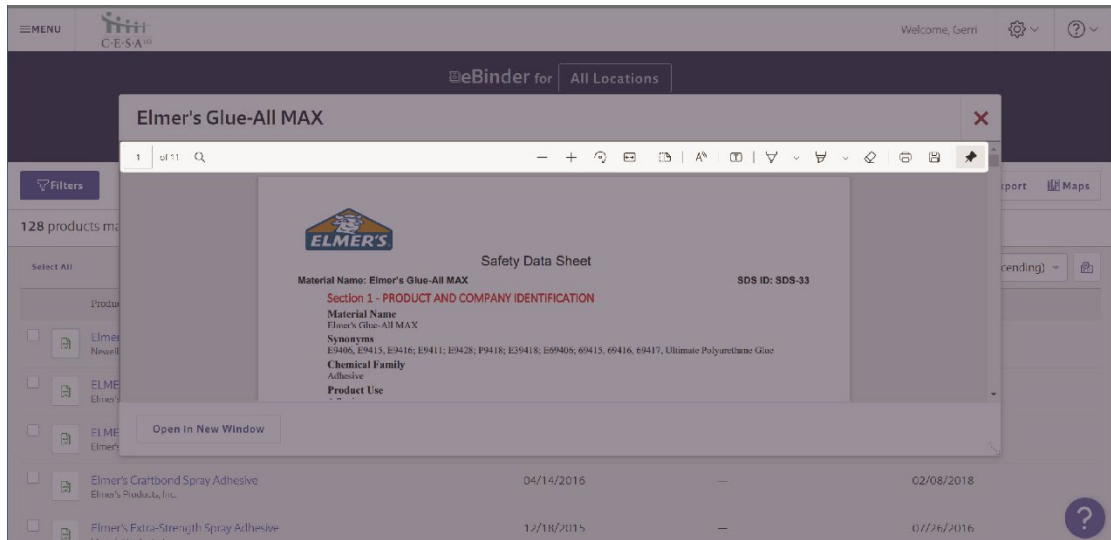
This screenshot is identical to the one above, but with a white box highlighting the PDF icon next to the first product, 'Elmer's Glue-All MAX'. This icon represents the full Safety Data Sheet (SDS) for that product.



- Once you have selected the PDF you would like to view, the SDS will appear in a separate window on your screen. You may open the PDF to full screen by using the “Open in New Window” button.



- Once the PDF is opened, you may scroll through the document, and review it as needed. Also, in the bottom right corner, you will be given the option to save, print, or resize the document.



12. There is also an emergency 888 number that staff can utilize in emergency situations.

# MSDSonline

— a velocityEHS solution —

## Material Safety Data Sheets



### Online Access

Log onto <https://login.ehs.com/>  
on the company intranet.



### Contact MSDSonline

#### **IN CASE OF EMERGENCY ONLY:**

To have a MSDS faxed to you,  
contact **1-888-362-7416**.

24 hours/day – 7 days/week

Please have the following information  
on hand when calling;

- **Product Name**
- **Manufacturer Name**
- **Your Fax Number**
- **Product Code**

Reference Cooperative Educational Service Agency #10

If you have questions, you can always contact your Environmental Health and Safety Consultant.

Luke Krumenauer, 715.720.2138, [lkrumenauer@cesa10.k12.wi.us](mailto:lkrumenauer@cesa10.k12.wi.us).

Lance Gregorich, 715.720.2046, [lgregorich@cesa10.k12.wi.us](mailto:lgregorich@cesa10.k12.wi.us)

Ben Nickel, 715.720.2168, [bnickel@cesa10.k12.wi.us](mailto:bnickel@cesa10.k12.wi.us)

Konrad Leibzeit, 715.720.2052, [kleibzeit@cesa10.k12.wi.us](mailto:kleibzeit@cesa10.k12.wi.us)